


RENAISSANCE CONSERVATORIES

Garden Windows & Garden Bay Windows



At Last . . .
A Garden Window
as beautiful as
your Home!



Sit back in your chair, and permit your disciplined inner self to relax. Reflect on a hundred sweet moments . . . the spicy bouquet of new mown grass on the summer breeze . . . the sublime mystery of shooting stars at midnight . . . the pleasurable pursuit of a good book.


The possibilities are endless when you replace your existing "flat" windows with a beautiful custom Renaissance Garden Window, hand-built for a perfect fit and finish!

Front Cover: Model 4050D with natural wood interior & exterior. Appointments shown: 7/8" Simulated Colonial Divided Lites (front & sides), 7/8" Applied Colonial Roof Grilles, Copper Roof Caps & Outside Metals, Sleeve Mount with Mounting Sleeve Extension, Removable Copper Drip Tray, Two Casement Sash, Decorative Corbel Supports, Clear High Performance Low-e Glass, Bronze Custom Architectural Series Sash Hardware, Shelf Hardware & Screen Frames, Glass Shelves.






Model 9060G with natural wood interior & Pewter Gray painted exterior. Appointments shown: 7/8" Simulated Colonial Divided Lites & Gothic Arches (front & sides), Copper Roof Caps & Outside Metals, Sleeve Mount with Mounting Sleeve Extension, Tongue-And-Groove Base, Two Casement Sash, Decorative Corbel Supports, Clear High Performance Low-e Glass, Beige Custom Architectural Series Sash Hardware, Shelf Hardware & Screen Frames.



Throw discretion to the wind, put candles on the table, and serve forth a meal to remember. Such delights are necessary now and then to your body and your soul.

Model 8050F with Satin White painted interior & Charleston Green painted exterior. Appointments shown: 7/8" Simulated Prairie Divided Lites (front), Lead-Coated Copper Roof Caps & Outside Metals, Sleeve Mount with Counter Top Extension, Two Casement Sash, Decorative Corbel Supports, Clear High Performance Low-e Glass, White Custom Architectural Series Sash Hardware, Shelf Hardware & Screen Frames, Glass Shelves.



Model GB 6050 with natural wood interior & White Cloud painted exterior. Appointments shown: Revival Series Feature Package (Two Casement Sash, One Fixed Center Sash, Solid Bronze Sash Hardware in Silicone Bronze Dark Finish, Beaded Window Moldings, Built-In Insect Screen / Shade Valences), 7/8" Simulated Colonial Divided Lites, Copper Roof Caps & Outside Metals, Rectangular Sleeve Mount with Mounting Sleeve Extension, Decorative Corbel Supports, Clear High Performance Low-e Glass, Retracting Rolling Insect Screens.

GARDEN WINDOW


Details & Options



SLEEVE MOUNT (*Shown*)
FACE MOUNT (*Not shown*)




DECORATIVE CORBEL
SUPPORTS (*Standard*)




REMOVABLE COPPER
DRIP TRAY (*Standard*)



ADJUSTABLE WOOD
PLANT SHELF (*Standard*)



ADJUSTABLE GLASS
PLANT SHELF (*Standard*)



LOCKING CASEMENT SASH OR
LOCKING AWNING SASH
(*Standard with Insect Screens*)



ROOF SUN SCREENS
(*Optional with Aluminum Caps only*)



DIVIDED LITE OPTIONS
5/8" *Simulated Divided Lites*
7/8" *Simulated Divided Lites*
7/8" *True Divided Lites*


CUSTOM ARCHITECTURAL SERIES SASH HARDWARE SELECTIONS**




ROTO GEAR OPERATOR
(*Standard*)



WHITE



BRONZE




BEIGE


REVIVAL SERIES SOLID BRASS & BRONZE SASH HARDWARE SELECTIONS



ROTO GEAR OPERATOR
(*Optional*)



0125
WHITE
BRONZE
SATIN
BRUSHED



2104
NAVAL
BRASS
SATIN
BRUSHED



2105
NAVAL BRASS
SATIN BRUSHED
OXIDIZED OIL
DIPPED


WOOD SELECTIONS




CEDRO
MAHOGANY*
(*Standard*)




WESTERN RED
CEDAR*
(*Optional*)




HONDURAN
MAHOGANY*
(*Optional*)



WHITE
ALUMINUM
(*Standard*)




BRONZE
ALUMINUM
(*Standard*)



CUSTOM
COLOR
ALUMINUM
(*Optional*)



COPPER
(*Optional*)



PAINTABLE
LEAD-COATED
COPPER
(*Optional*)

ROOF CAPS & OUTSIDE METALS SELECTIONS

* ADDITIONAL WOOD SPECIES ARE AVAILABLE UPON REQUEST.

**SASH HARDWARE, SHELF HARDWARE & SCREEN FRAMES.

***STANDARD FEATURES VARY FROM MODEL TO MODEL.

SPECIFICATIONS SUBJECT TO CHANGE WITHOUT NOTICE. ACTUAL COLORS MAY VARY FROM THOSE DEPICTED.

SEE PRINTED PRICE LISTS FOR ADDITIONAL DETAILS.

GARDEN BAY WINDOW

Details & Options



RECTANGULAR
MOUNTING SLEEVE (Standard)




SHOWN ABOVE: OPTIONAL CATHEDRAL MOUNTING SLEEVE



DECORATIVE CORBEL
SUPPORTS (Standard)




LOCKING CASEMENT SASH
(Standard with Revival Series,
optional with Custom
Architectural Series)



CONCEALED BLINDS
(Optional with Revival Series only)



ADJUSTABLE GLASS
PLANT SHELF (Optional)

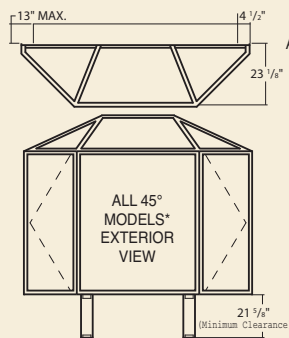


ADJUSTABLE WOOD
PLANT SHELF (Optional)

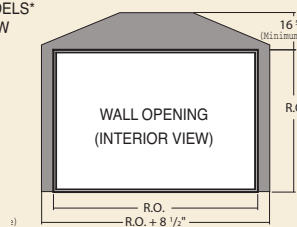


RETRACTING ROLLING
INSECT SCREENS
(Optional with Revival Series only)

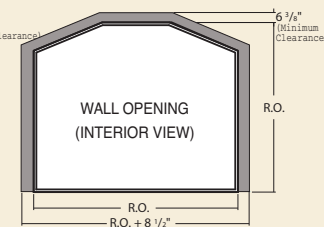
MOUNTING SLEEVE SELECTIONS & DIMENSIONAL REQUIREMENTS



* 30° MODELS ALSO AVAILABLE



45° RECTANGULAR
MOUNTING SLEEVE (Standard)



45° CATHEDRAL MOUNTING
SLEEVE (Optional)



DIVIDED LITE OPTIONS
5/8" Simulated Divided Lites
7/8" Simulated Divided Lites
7/8" True Divided Lites

Detailed for Your Lifestyle

Every Renaissance Garden Window is custom built-to-order. Premium standard features include Cedro Mahogany framing, PPG® Sungate® 500 Low-E glazing, operating sash with TRUTH HARDWARE®, adjustable plant shelves, decorative corbels, and a removable copper drip tray.***

Preferred options include:

- Historically Appropriate Divided Lites & Copper Caps
- Kitchen Counter Top Extensions
- Window Seats

- Picture Windows & Pass-Through Sash
- Variable Roof Pitches
- Translucent, Opaque & Patterned Glass
- BRONZE CRAFT® Premium Sash Hardware
- TRUTH HARDWARE® Motorized Sash Operators
- PHANTOM® Retractable Screen Solutions
- GORE™ inLighten® Virtually Invisible Screens
- HUNTER DOUGLAS® Window Fashions
- PHIFER® Solar Shading Products



IMAGINE THE POSSIBILITIES:

- Add up to twice the natural light of a regular “flat” window to any room in your home.
- Create panoramic views of your yard and garden.
- Place all your favorite plants conveniently at your fingertips.
- Enjoy fresh herbs, flowers and vegetables all year long.
- Add space without the trouble and expense of “adding on.”
- Extend your kitchen counter tops and window sills to the outdoors.
- Replace your old, drafty, energy-wasting windows.
- Add cozy window seats with build-in book shelves and storage cabinets.
- Display your seasonal decorations in style.
- Reward yourself and loved ones with *The Window That Gives The Gift Of The Seasons!*®



RENAISSANCE CONSERVATORIES

132 Ashmore Drive, Leola, Pennsylvania 17540

800.882.4657 717.661.7520 Fax 717.661.7727

www.RenaissanceConservatories.com